





### C Stroke Letter




- Put your pencil a small step down at 2:00 on the dot and write the letter as the instructions are read.
  - make a C Stroke and close
  - go into the "basement" and make a "g j y" loop
  - add a small end tail

"g" is also made just like the ez Write printed "g", only remember to add the slant to the letter and a "g j y" loop in the "basement".


Write a line of "g's". Be sure to start a small step down at 2:00 for the beginning C Stroke.



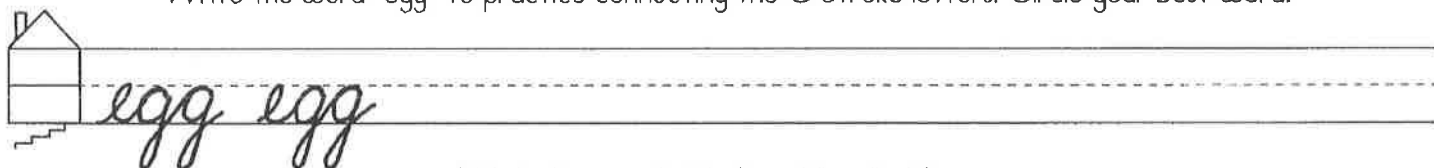
Write a line of "g's" in 2's as you practice coming up and around to the 2:00 start for the next "g".



Practice writing the word "glad" and circle your best word.



Write the word "egg" to practice connecting the C Stroke letters. Circle your best word.



Write the words "glad" and "egg" at home.

