

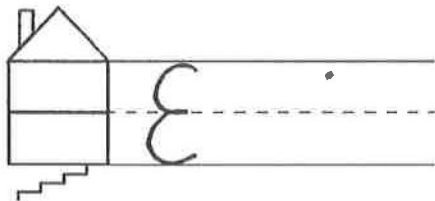


Uppercase C Stroke Letters




• Put your pencil a small step down at 2:00 on the dot and write each letter as the instructions are read.

- make an "upstairs" C Stroke
- come around and make a "downstairs" C Stroke


- go Up the Steps to the "middle line"
- loop around down to the "writing line"
- add a small end tail

In the ez Write Quick 10 Cursive Program for 3rd grade students we will continue to use many of the printed capital letters. The letter "E" is one more uppercase letter that we would like to teach you to use because it is quick and "ez" to make.


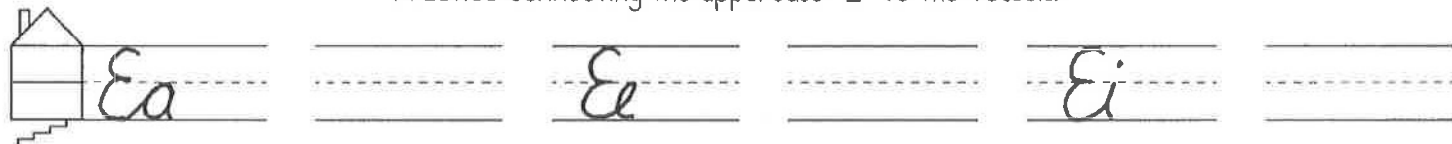
Write a line of uppercase "E's".



Write a line of lowercase "e's".



Practice connecting the uppercase "E" to the vowels.



Practice writing this sentence with upper and lowercase "Ee's".

