



Name _____

U Turn Letters




• Put your pencil on the dot and write each letter as the instructions are read.

- make a U Turn
- go back down to the "writing line"
- go into the "basement" to make a "g j y" loop
- add a small end tail


- make a U Turn
- go back down to the "writing line"
- go into the "basement" make a "g j y" loop
- add a small end tail

The "y" is made just like you did for printing, just add a loop in the "basement" and end with a small end tail.

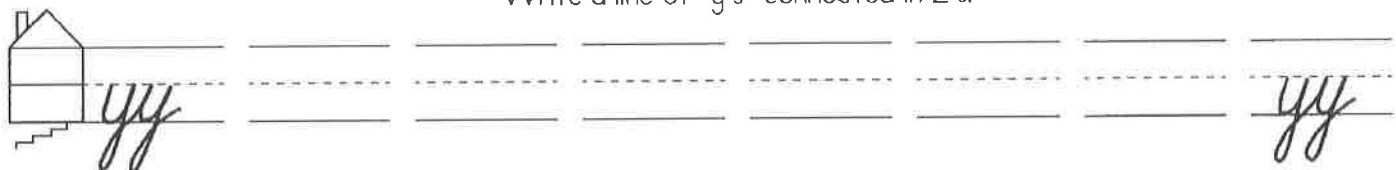
Write a line of uppercase "Y's".




Write a line of lowercase "y's".



Write a line of "y's" connected in 2's.



Write these "y" words.



Practice writing this sentence using upper and lowercase "Yy's".

