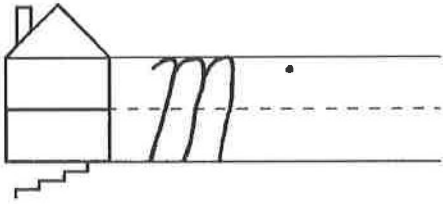
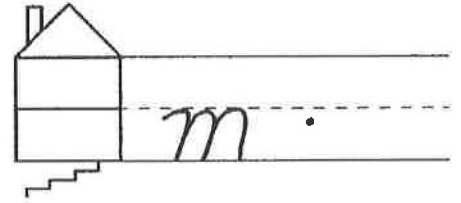



Name _____



Rainbow Curve Letters




• Put your pencil a small step down at 10:00 on the dot and write the letter as the instructions are read.


- make a Rainbow Curve, go down to the "writing line"
- retrace back up
- make another Rainbow Curve touching the "top line"
- go down to the "writing line"
- retrace and do it again

- make a Rainbow Curve, go down to the "writing line"
- retrace back up
- make another Rainbow Curve touching the "middle line"
- go down to the "writing line"
- retrace and do it again


Write a line of uppercase "M's".




Write a line of lowercase "m's".



Write a line of "m's" connected in 2's.



Write these "m" words.



Practice writing this sentence using upper and lowercase "Mm's".

