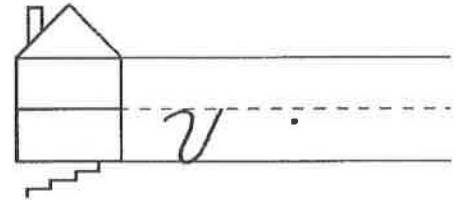
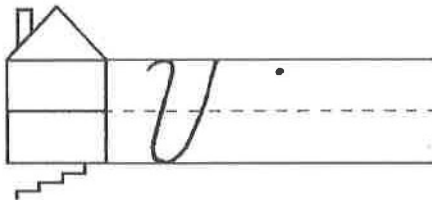


Name _____

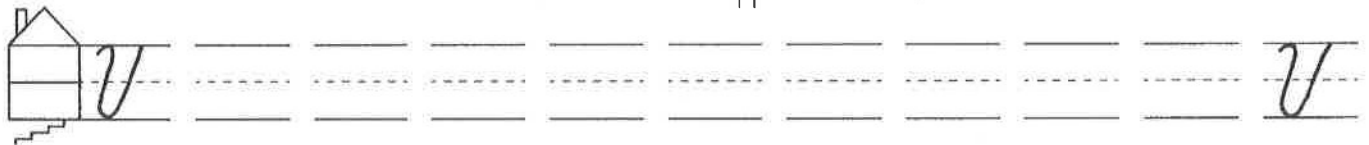
Rainbow Curve Letters



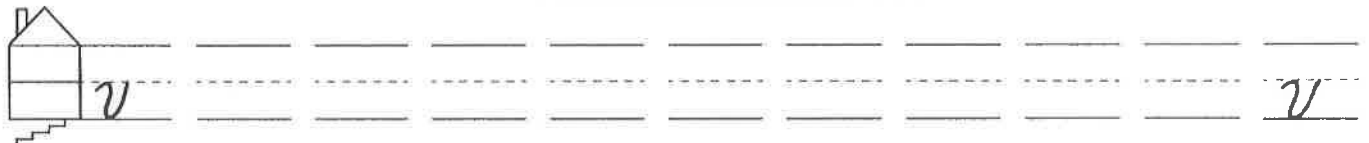
- Put your pencil a small step down at 10:00 on the dot and write the letter as the instructions are read.
 - make a Rainbow Curve
 - go Down the Steps
 - curve around on the "writing line"
 - go back up to the "top line"
- make a Rainbow Curve
 - go Down the Steps
 - curve around on the "writing line"
 - go back up to the "middle line"

With the letter "v" we get to practice the Swing Connector again, because the letter "v" ends on the "middle line".


Write a line of uppercase "V's".




Write a line of lowercase "v's".



Write a line of "v's" connected in 2's. Be sure to use the Swing Connector.



Write these "v" words.



Practice writing this sentence using upper and lowercase "Vv's".

